


**FireBricks**

- A 230 X 114 X 50mm
- B 214 X 114 X 50mm
- C 95 X 114 X 50mm
- D 230 X 52 X 50mm
- E 214 X 52 X 50mm
- F 220 X 114 X 50mm
- G 71 X 114 X 50mm
- H 160 X 114 X 50mm
- I 15 X 114 X 50mm
- J 230 X 20 X 50mm
- K 102 X 20 X 50mm
- L 230 X 114 X 25mm
- M 156 X 114 X 25mm
- N 78 X 114 X 25mm
- O 78 X 52 X 25mm
- P 230 X 52 X 25mm
- Q 156 X 52 X 25mm
- R 78 X 114 X 25mm
- S 156 X 114 X 25mm

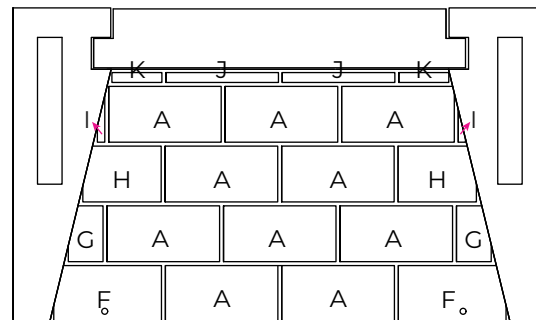
**Side**



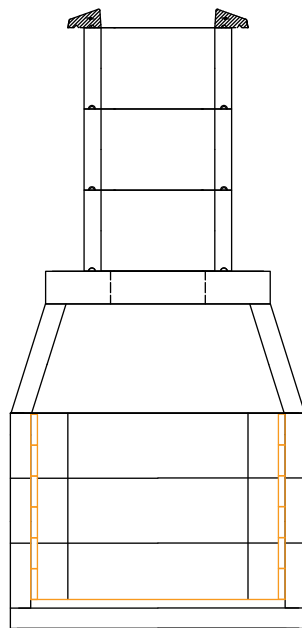
**Back view**



**Base view**



8mm gap between bricks.  
Bedded on 1-3mm thick firebrick mortar.



1200 model shown

Base firebricks to be laid first, followed by the back then the sides.  
Please allow 72 hours to dry before using.

Measure in mm

**Subject:**

Hotham Outdoor Fireplace - Firebrick Plan



T. 1300 212 213  
www.ochreliving.com.au

<b>Area:</b> dm <sup>2</sup>	<b>Scale:</b>	<b>Date:</b> 02/09/20	<b>Drawing No:</b> Hotham Firebrick Plan
<b>Mass:</b> l.	<b>Tol.:</b> ± 3 mm	<b>Rev.:</b> 4	<b>Drawn By:</b> T Oliver
<b>Material:</b> Pumice			